



Australian Government



# GovCMS

## D10 Information Session

*We will commence at 11:35am*

*Please mute your microphones. This session will be recorded.*

- Objectives
- Approach
- Process
- Questions

*Please mute your microphones. This session will be recorded.*



# OBJECTIVES

1. Create the D10 Distribution
2. Create a path for a smooth transition for D9 to D10

For over 100 agencies

~ 350 SaaS sites & 100 PaaS sites

*Please mute your microphones. This session will be recorded.*

## 9 to 10: Proposed approach




## 9 to 10: Proposed approach



# Developing the D10 distro

## *Module Progress*



Loading ... 80.6% Distribution is D10 Compatible



Critical modules



High modules



Medium modules



Modules planning to be removed

# D9-D10 DISTRO CONSIDERATIONS

@2.27.0  
16 March

59 Ready		17 D10 available	4 Critical	8 High	2 Medium	8 Remove
address	media_entity_file_replace	config_ignore	281 securtiy txt (dev)	210 webform (6.2.0-beta5)	193 components (3.0.0-beta3)	281 ga_login (TFA)
admin_toolbar	media_file_delete	config_split	281 tfa (2.0.0-alpha2)	204 focal_point (2.0.0-alpha2)	2 Permissions By Term (SaaS+)	179 block_place
captcha	menu_trail_by_path	contact_storage	184 config_update (2.0.0-alpha2)	201 entity_embed (dev)		168 features
chosen	metatag	dynamic_entity_reference	128 config_perms (dev)	55 context (5.0.0-rc1)		68 video_embed_field (Avail)
config_filter	migrate_file	GovCMS Consultation (SaaS+)		16 bigmenu (dev)		?? adminimal_theme
consumers	migrate_plus	linked_field		5 CKAN Connect (SaaS+)		189 adminimal_admin_toolbar (dev)
crop	migrate_source_csv	linkit		5 DVF (SaaS+)		
ctools	migrate_tools	login_security		4 Migrate Cron (SaaS+)		
devel	modifiers	menu_block				
diff	module_permissions	minisite				
dropzonejs	paragraphs	Page Manager (SaaS+)				
ds	password_policy	scheduled_transitions				
embed	pathauto	swiftmailer				
encrypt	real_aes	update_notifications_disable				
entity_browser	recaptcha					
entity_class_formatter	redirect					
entity_hierarchy	rest_menu_items					
entity_reference_display	robotstxt					
entity_reference_revisions	role_delegation					
environment_indicator	search_api					
facets	search_api_attachments					
field_group	search_api_solr					
google_analytics	seckit					
govcms_dlm	shield					
govcms_security	simple_oauth					
honeypot	simple_sitemap					
inline_entity_form	token					
key	twig_tweak					
layout_builder_modal	username_enumeration_prevention					
layout_builder_restrictions						

Deprecated

165 panels (Ready)

154 panelizer

# Going, Going, Going and Gone

## Going *deprecated*

- Panels
- Panelizer
  - Functionally replaced by Layout Builder
- D10 onwards: fresh installs no longer available
- D9 upgrade: will be a pathway to D10

## Going *work in progress*

- Video Embed Field
  - Functionality moved to Drupal Core
- Adminimal theme & toolbar
  - Replaced by **Claro**

## Going *almost out the door*

- Features
- Block Place
  - Step 1 removal in 2.29.0 or 2.30.0 release

## Gone

- GA Login
  - Removed in 2.27.0
  - Replaced by TFA



# SaaS Process

## Preparation

1. Identifying d10 theme compatibility issues
2. Previews - remediating issues early on
  - E.g. Bootstrap Barrio (*Dec*) and 9.5 & CK Editor 5 (*Now*)

## Automations

1. Create D10 feature branch
2. Identify and fix any issues
3. Merge D10 website to become LIVE

# Preparation : identifying d10 compatibility issues

- [internal/drupal-10-compatibility](#) branches in GitLab
- **NOT** an additional environment
- GovCMS Service Desk account running CI process multiple times
- Continually iterating to find new and improved automated fixes
- No fixes will be applied at this stage

# Preparation : identifying d10 compatibility issues

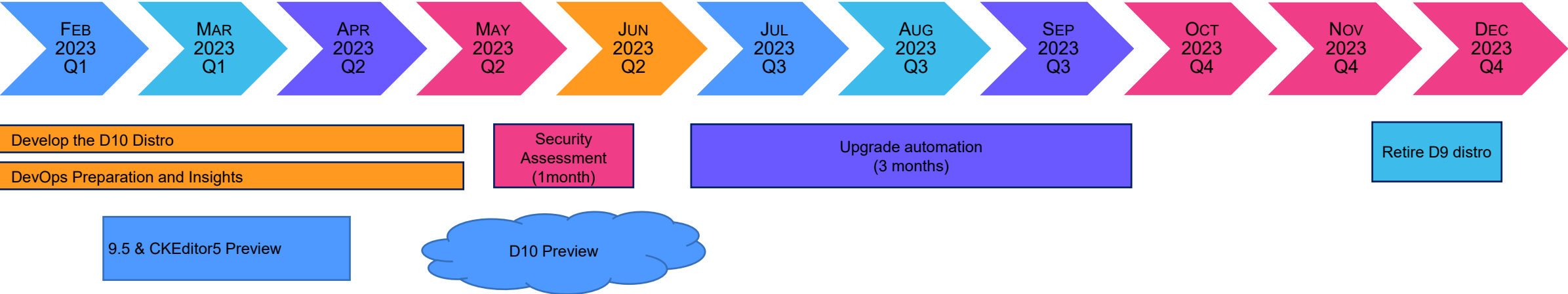
## Great News

We've completed identifying D10 theme compatibility issues

- Initially 3,000 issues were identified across 298 sites ?
- 1/3 were Bootstrap Barrio issues – Preview in Dec
- 1,500 were common issues - provide automation scripts to reach a d10 for your website
- Remaining 500 issues - they are complex, but minor enough – we will resolve for you




# Timeline & Milestones



Timeframe	Milestones
10 February	D10 info session
27 February – 14 April 23	9.5 Drupal core & CK Editor Preview ** Timeframe extended **
17 March	D10 info session
3 May	Birthday meetup – D10 info session
End May 23	GovCMS10 Release Candidate
June 23	Security Assessment
End June 23	Drupal 10 Launch
July – September 23	D9-D10 Automations
November 23	D9 End Of Life

# 9 to 10: Automated Upgrade Timeline



	Cut Off	Timeframe
Grp 1	30 Jun	5-Jul - 16-Jul
Grp 2	7 Jul	12-Jul - 23-Jul
Grp 3	14 Jul	19-Jul - 30-Jul
Grp 4	21 Jul	26-Jul - 6-Aug
Grp 5	28 Jul	2-Aug - 13-Aug
Grp 6	4 Aug	9-Aug - 20-Aug

	Cut Off	Timeframe
Grp 7	11 Aug	16-Aug - 27-Aug
Grp 8	18 Aug	23-Aug - 3-Sep
Grp 9	25 Aug	30-Aug - 10-Sep
Grp 10	1 Sep	6-Sep - 17-Sep
Grp 11	8 Sep	13-Sep - 24-Sep
Grp 12	15 Sep	20-Sep - 1-Oct

300 projects / 12 groups = average 25 projects in a group  
*D9 had an average 20 projects in a group (170 / 8)*

# Snippet of the webform

[www.govcms.gov.au/  
book-your-d9-d10-  
upgrade-saas](http://www.govcms.gov.au/book-your-d9-d10-upgrade-saas)

## Booking type Required

- ☐ Create a new booking
- ☐ Update a booking

## Your details

Name

Email Required

Phone

Organisation Required

Booking

For each of your Drupal 9 SaaS websites, include the project name or URL of the project.

- Select your preferred group window for upgrade and validation
- Select an alternate group window for upgrade and validation

Use the plus (+) symbol to add additional projects.

Project name / URL of website	Preferred Group	Alternate Group
<input type="text"/>	<input type="text" value="- Select -"/>	<input type="text" value="- Select -"/>

Additional information

Please provide any further information that helps us plan for the D9-D10 upgrade. This could include:

# Drupal Core 9.5 & CK Editor 5 Preview

- 27 February – ~~27 March 2023~~ 14 April 2023
  - In the next @2.28.0 release – LinkIt module will be updated to a D10 compatible version
  - Preview environments will be updated as well
- URL Pattern: <https://nginx-preview-govcms-update-PROJECT.govcms7.amazee.io>
- Fact Finding Activity
- Outstanding – Entity Embed
- Review current HTML tags

# Dashboard - Orientation

The screenshot displays a web browser window with the address bar showing `https://dashboard.govcms.gov.au/`. The browser's tab is labeled "Projects". The dashboard's header is blue and contains the "GovCMS" logo, a "SALSA DIGITAL" badge, and a "1/0" indicator. To the right of the header are links for "Deployments" and a user profile for "yvonne.norris@finance.gov.au". The main content area is titled "Projects" and shows "1 PROJECTS". A search bar with the placeholder "Type to search" is located on the right. Below the search bar, a project card for "govcms-demo" is visible, with the URL "govcms-demo.govcms.gov.au" listed underneath. The footer of the dashboard is blue and displays "Lagoon v2.12.0".

Projects

1 PROJECTS

govcms-demo  
govcms-demo.govcms.gov.au

Lagoon v2.12.0



# Dashboard – Environment Details

The screenshot displays the 'govcms-demo' project page in the GovCMS dashboard. The browser address bar shows the URL `https://dashboard.govcms.gov.au/projects/govcms-demo`. The dashboard header includes the GovCMS logo, a 'SALSA DIGITAL' badge, an 'I/O' badge, a 'Deployments' tab, and a user profile for 'yvonne.norris@finance.gov.au'.

**PROJECT**  
**govcms-demo**

**Metadata:**

- CREATED:** 09 Jun 2021, 11:17:14 (+10:00)
- ORIGIN:** [projects.govcms.gov.au/dof-osb/govcms-demo](https://projects.govcms.gov.au/dof-osb/govcms-demo)
- GIT URL:** `git@projects.govcms.gov.au:dof-osb/govcms-demo.git`
- DEVELOPMENT ENVIRONMENTS IN USE:** 2 of 5
- DEPLOY TARGETS:** SAAS PRODUCTION

**Environments**

The 'Environments' section displays two environment cards:

- master**  
TYPE: BRANCH | ROUTE  
CLUSTER: SAAS PRODUCTION  
This environment is associated with the 'PRODUCTION' cluster, indicated by a green vertical label on the right.
- preview/govcms-update**  
TYPE: BRANCH | ROUTE  
CLUSTER: NON-PRODUCTION  
This environment is associated with the 'NON-PRODUCTION' cluster.

GovCMS

SALSA

DIGITAL

1/0

Deployments

yvonne.norris@finance.gov.au

PROJECT

govcms-demo

ENVIRONMENT

govcms-demo-preview-govcms-update

Overview

Deployments

Backups

Tasks

ENVIRONMENT TYPE

development

DEPLOYMENT TYPE

branch

CREATED

24 Feb 2023, 05:17:23 (+11:00)

LAST DEPLOY

24 Feb 2023, 05:28:51 (+11:00)

SOURCE

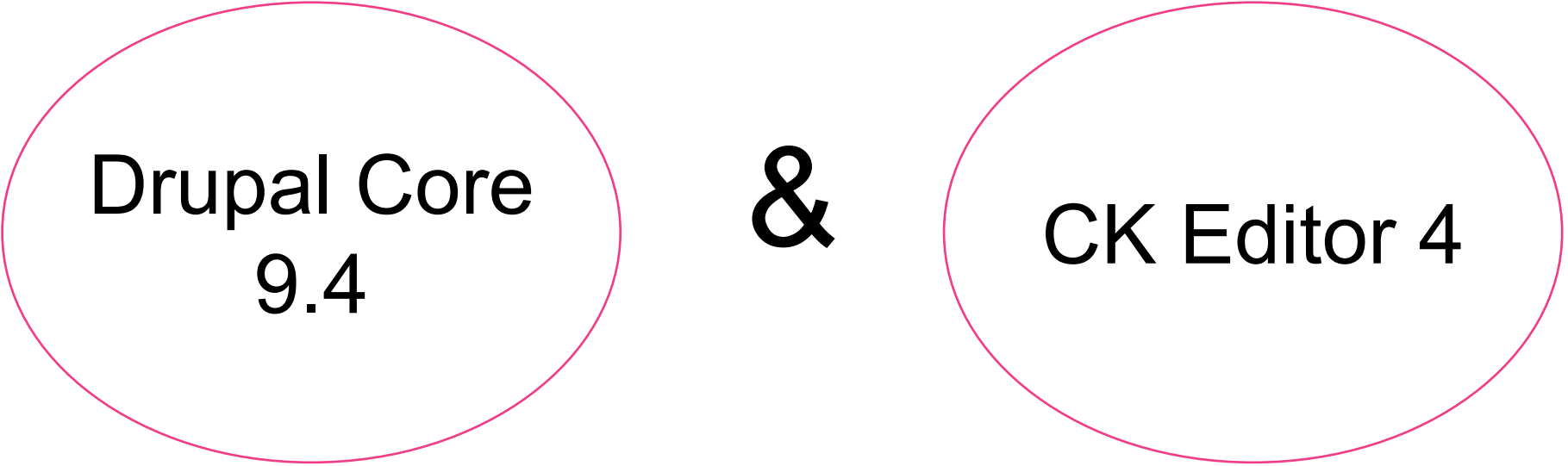
[projects.govcms.gov.au/dof-osb/govcms-demo/tree/preview/govcms-update](https://projects.govcms.gov.au/dof-osb/govcms-demo/tree/preview/govcms-update)

ROUTES

<https://nginx-preview-govcms-update-govcms-demo.govcms7.amazee.io>

# Drupal Core 9.5 & CK Editor Rollout Plan

## Current Distribution Status



Drupal Core  
9.4

The diagram consists of two light blue ovals with pink borders, each containing text. The left oval contains 'Drupal Core 9.4' and the right oval contains 'CK Editor 4'. A large black ampersand (&) is positioned between the two ovals. The entire diagram is set against a white background with a dark blue header and a pink footer.

&

CK Editor 4

# Drupal Core 9.5 & CK Editor Rollout Plan

## D10 Distribution End Game



Drupal Core  
10

&

CK Editor 5

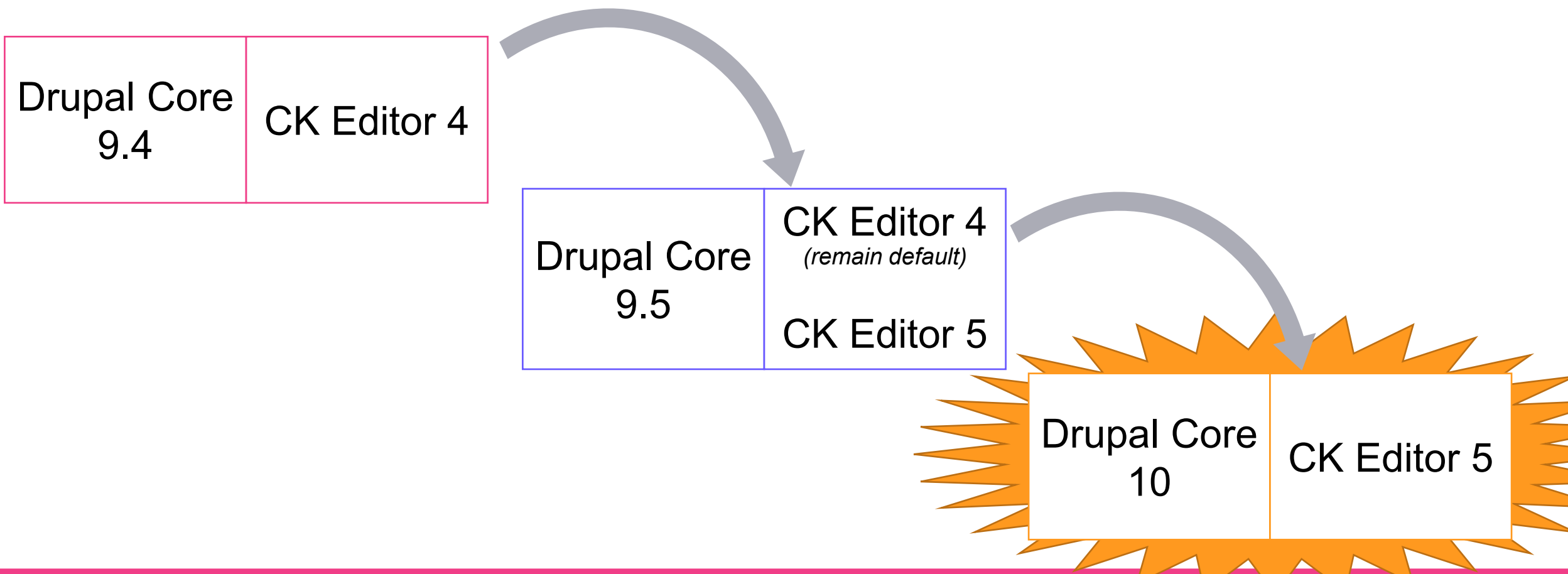
# Drupal Core 9.5 & CK Editor Rollout Plan

## Predicament



# Drupal Core 9.5 & CK Editor Rollout Plan

## D10 Distribution Game Plan



# Drupal Core & Ck Editor 5 Preview

## Text formats and editors

[Home](#) » [Administration](#) » [Configuration](#) » [Content authoring](#)

Text formats define how text is filtered for output and how HTML tags and other text is displayed, replaced, or removed. **Improper text format configuration is a security risk.** Learn more on the [Filter module help page](#).

Text formats are presented on content editing pages in the order defined on this page. The first format available to a user will be selected by default.

[Add text format](#)

[Show row weights](#)

Name	Text editor	Roles	Operations
✚ Rich text	CKEditor	Content Author, Content Approver, Site Administrator	<a href="#">Configure</a> ▼
✚ Rich text for Media team	CKEditor 5	Media Team, Site Administrator	<a href="#">Configure</a> ▼
✚ Plain text	—	<i>All roles may use this format</i>	<a href="#">Configure</a> ▼

[Save](#)

# Drupal Core & Ck Editor 5 Preview






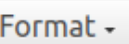











## Current state : CK Editor 4

**Text editor**

CKEditor ▾




















**Toolbar configuration**  
Move a button into the *Active toolbar* to enable it, or into the list of *Available buttons* to disable it. Buttons may be moved with the mouse or keyboard arrow keys. Toolbar group names are provided to support screen reader users. Empty toolbar groups will be removed upon save.

**Available buttons**



Button divider

**Active toolbar**



[Show group names](#)



# Drupal Core & CK Editor 5 Preview

## *Future state : CK Editor 5*

### Toolbar configuration

Move a button into the *Active toolbar* to enable it, or into the list of *Available buttons* to disable it. Buttons may be moved with the mouse or keyboard arrow keys.

The toolbar buttons that don't fit the user's browser window width will be grouped in a dropdown. If multiple toolbar rows are preferred, those can be configured by adding an explicit wrapping breakpoint wherever you want to start a new row.

### Available buttons



### Button divider



### Active toolbar



# Drupal Core & CK Editor 5 Preview

## Current state : CK Editor 4 – HTML tags

### Filter settings

#### Limit allowed HTML tags and correct faulty HTML

Enabled

#### Convert URLs into links

Enabled

#### Embed media

Enabled

#### Linkit URL converter

Enabled

#### Allowed HTML tags

```
<em> <strong> <cite> <blockquote cite> <code> <ul type> <ol type start> <li> <dl> <dt> <dd> <h2 id class=""> <h3 id style> <h4 id> <h5 id> <h6 id> <u> <s> <sup> <sub> <table> <caption> <tbody> <thead> <tfoot> <th> <td> <tr> <p> <drupal-entity alt title data-entity-type data-entity-uuid data-entity-embed-display data-entity-embed-display-settings data-align data-caption data-embed-button> <img src alt data-entity-type data-entity-uuid data-align data-caption> <a href hreflang data-entity-substitution data-entity-type data-entity-uuid title> <drupal-media data-entity-type data-entity-uuid data-view-mode data-align data-caption alt title> <script> <style>
```

A list of HTML tags that can be used. By default only the *lang* and *dir* attributes are allowed for all HTML tags. Each HTML tag may have attributes which are treated as allowed attribute names for that HTML tag. Each attribute may allow all values, or only allow specific values. Attribute names or values may be written as a prefix and wildcard like *jump-\**. JavaScript event attributes, JavaScript URLs, and CSS are always stripped.

☒ Display basic HTML help in long filter tips

☐ Add rel="nofollow" to all links

# Drupal Core & Ck Editor 5 Preview

## Future state : CK Editor 5

`<h3 id style>`

### CKEditor5 plugin settings

#### Headings

#### Source editing

#### List

#### Alignment

#### Media

#### Manually editable HTML tags

`<cite> <dl> <dt> <dd> <script> <style> <h2 id class> <h3 id style> <h4 id> <h5 id> <h6 id> <drupal-entity alt title data-entity-type data-entity-uuid data-entity-embed-display data-entity-embed-display-settings data-align data-caption data-embed-button> <img src alt data-entity-type data-entity-uuid data-align data-caption> <blockquote cite> <ul type> <ol type> <a hreflang data-entity-substitution data-entity-type data-entity-uuid title> <drupal-media title>`

The following tag in the Source Editing "Manually editable HTML tags" field is a security risk: `<h3 id style>`.

A list of HTML tags that can be used while editing source. It is only necessary to add tags that are not already supported by other enabled plugins. For example, if "Bold" is enabled, it is not necessary to add the `<strong>` tag, but it may be necessary to add `<dl><dt><dd>` in a format that does not have a definition list plugin, but requires definition list markup.

# Drupal Core & CK Editor 5 Preview

*Config is **disabled** in the preview branch*

# Drupal Core & CK Editor 5 Preview

## *Linkit*

**Add Link** ✕

URL















corporate

Content

**Agency Corporate Plan 2022-23**  
by Jane Author | Thu, 2022-09-23 11:45

Save

Body


**B** **I**     U ~~S~~  $x^2$   $x_2$  *I* **Normal**         **E**  Source **Styles** 

Link (Ctrl+K)

I have very important information to communicate.

Here is my content and I have an important link to point to my agency's **Corporate Plan**.

body p

Text format Rich text 

[About text formats ?](#)

# Drupal Core & CK Editor 5 Preview

## *Entity Embed*

- Outstanding known issue
- Impacts content embedded with the WYSIWYG
- Does not impact media that is added through other fields
- Does not impact media added through source code
- Results will vary depending on how your website is setup
- Track this outstanding issue – OR – if you can help progress this

[https://www.drupal.org/project/entity\\_embed/issues/3272732](https://www.drupal.org/project/entity_embed/issues/3272732)

# Drupal Core & CK Editor 5 Preview

## Entity Embed eg known fail

Body (Edit summary)

**B**

*I*

U

~~S~~

x<sup>2</sup>

x<sub>2</sub>

Normal

▼

Styles

▼

**E**

Source

Do you have a technical role in your team or maybe you're responsible for content and want to know more? We offer  
Builder training in a range of formats to meet your needs. We can also provide custom training in specific areas of D

Select media item to embed

View

Upload image

Upload file

Embed code

Name

Type

- Any -

Tags

Apply

THUMBNAIL	NAME
<div></div>	Empty chair - DoF image

Place

# Drupal Core & CK Editor 5 Preview

## *Entity Embed eg known fail*

**Embed media item**

**Selected entity**  
Empty chair - DoF image

**Display as \***  
Embed

**Alternate text**  
An empty chair in an office

This text will be used by screen readers, search engines, etc.

**Align**  
☒ None ☐ Left ☐ Center ☐ Right

**Caption**


Back

Embed

**Body (Edit summary)**

**B** **I** **≡** **U** **S** **x<sup>2</sup>** **x<sub>2</sub>** | Normal | Styles | **E** Source

Do you have a technical role in your team or maybe you're responsible for content and want to know more? We offer Builder training in a range of formats to meet your needs. We can also provide custom training in specific areas of D

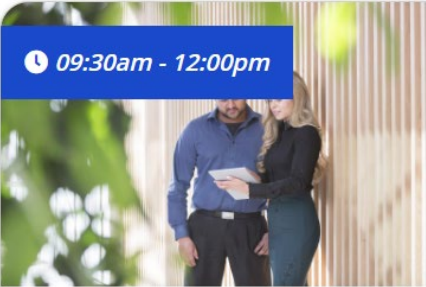


Our online training materials are interactive. You can edit content, provide feedback and request new topics. Your input leads to continuous improvement. It also helps strengthen the knowledge of the GovCMS Community. More information is available in the [Feedback Guide](#).



# Drupal Core & CK Editor 5 Preview

*Media that isn't impacted*




09:30am - 12:00pm

Mon 1 May

**Content administration training - Online (May 2023)**

**Summary:** Learn the basics for publishing, editing and maintaining content. There are no prerequisites for this course.

**Title \***  
Content administration training - Online (May 2023)

**▼ THUMBNAIL**  
Image used in content lists.  
You can select up to 1 media items (0 left).  
  
help\_-\_1156\_dept\_finance\_hcreations\_074.jpg  

Remove









Edit

**HEADER IMAGE**  
No media items are selected.  

Add media

  
The image used in the header.  
One media item remaining.

**Body (Edit summary)**  

**B** *I*       Source Paragraph Styles  

**Summary:** Learn the basics for publishing, editing and maintaining content. There are no prerequisites for this course.

**Duration:** 4 days (9:30am to 12:00pm each day)

**Course outline**

1. Login to the administration area and access key areas
2. Create and manage content and content revisions
3. Create and manage files and media assets

# Drupal Core & CK Editor 5 Preview

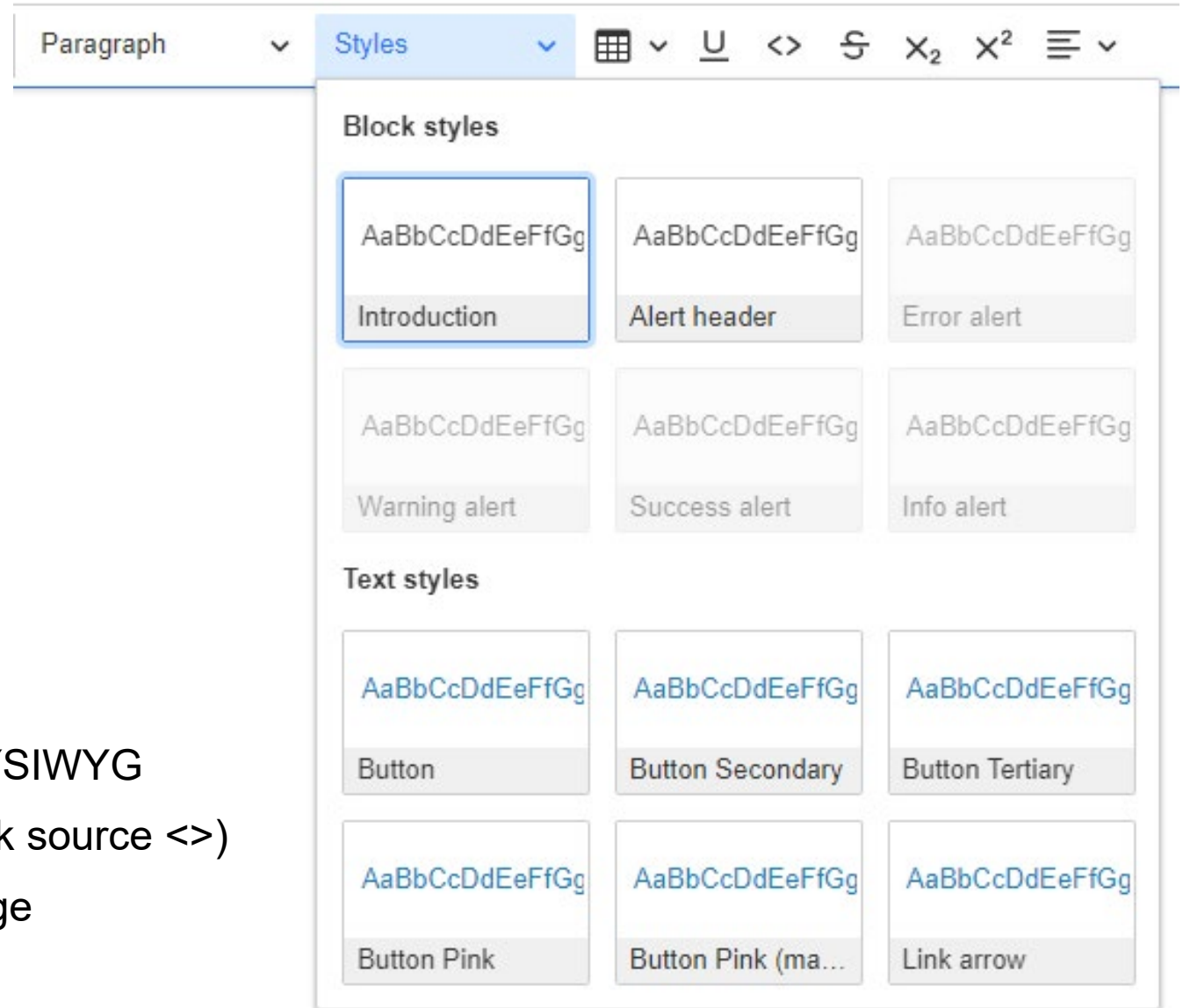
## *Style Formatting*

If you use Styles – they *should* be available

When selecting a style from the dropdown,  
some may:

- be disabled, can't be selected  
eg Grayed out
- be visible, not previewing correctly  
eg Button
- be selected, but not render the style in the WYSIWYG  
ie however it may work at the HTML level (click source <>)  
OR saving and viewing the published/draft page

In some limited circumstances, some styles may not appear



# Drupal Core & CK Editor 5 Preview

## *CK Editor Stylesheet Libraries*



The *GovCMS Theme* and *Seven* themes have `ckeditor_stylesheets` configured, but without corresponding `ckeditor5-stylesheets` configurations. See the [change record](#) for details.

### CK Editor 4

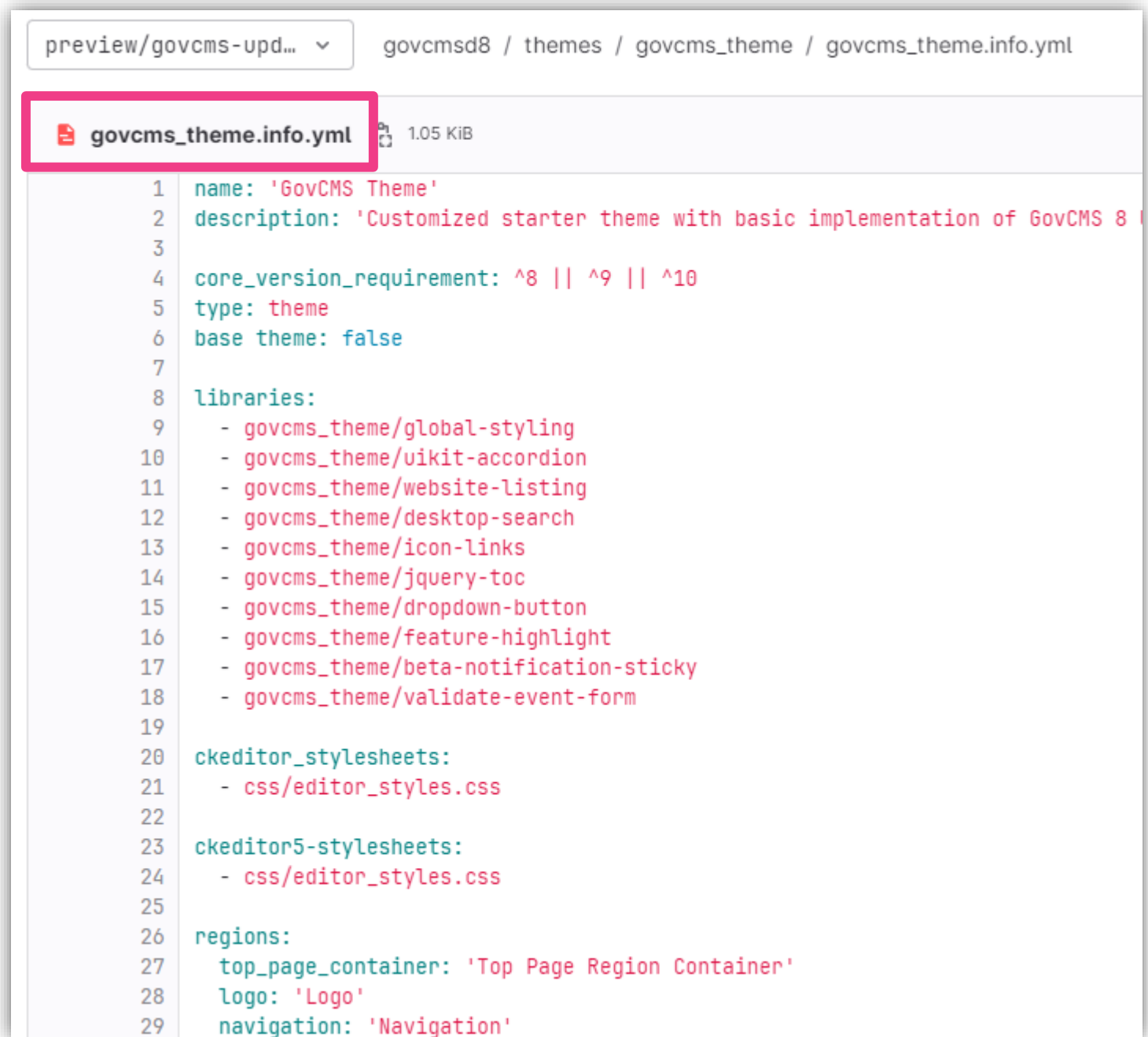
```
19
20 ckeditor_stylesheets:
21   - css/editor_styles.css
22
```

### Fix for CK Editor 5

```
19
20 ckeditor_stylesheets:
21   - css/editor_styles.css
22
23 ckeditor5-stylesheets:
24   - css/editor_styles.css
25
```

# Drupal Core & CK Editor 5 Preview

## *CK Editor Stylesheet Libraries*



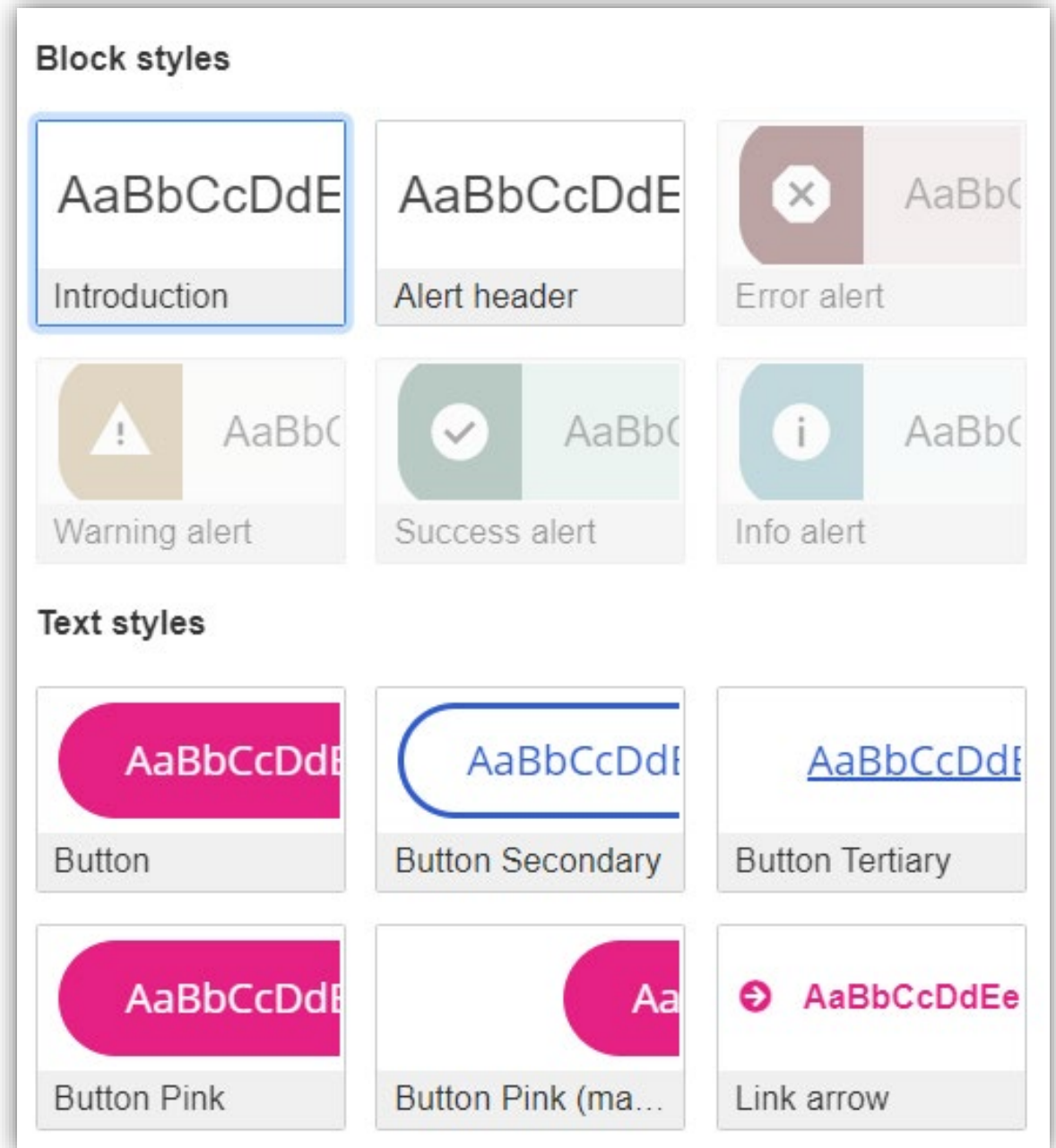
```
preview/govcms-upd... govcmsd8 / themes / govcms_theme / govcms_theme.info.yml
govcms_theme.info.yml 1.05 KiB
1 name: 'GovCMS Theme'
2 description: 'Customized starter theme with basic implementation of GovCMS 8'
3
4 core_version_requirement: ^8 || ^9 || ^10
5 type: theme
6 base theme: false
7
8 libraries:
9   - govcms_theme/global-styling
10  - govcms_theme/uikit-accordion
11  - govcms_theme/website-listing
12  - govcms_theme/desktop-search
13  - govcms_theme/icon-links
14  - govcms_theme/jquery-toc
15  - govcms_theme/dropdown-button
16  - govcms_theme/feature-highlight
17  - govcms_theme/beta-notification-sticky
18  - govcms_theme/validate-event-form
19
20 ckeditor_stylesheets:
21   - css/editor_styles.css
22
23 ckeditor5-stylesheets:
24   - css/editor_styles.css
25
26 regions:
27   top_page_container: 'Top Page Region Container'
28   logo: 'Logo'
29   navigation: 'Navigation'
```

# Drupal Core & CK Editor 5 Preview

## Style Formatting

Ta Da !

- We have a *partial* win - and we'll take it 😊
- The styles are now applied in our admin / editing space
- Our next step is to investigate the disabled styles & any styles missed



# Drupal Core & CK Editor 5 Preview

## Quirks

✖ Enable at least one style, otherwise disable the Style plugin.

### CKEditor 5 plugin settings

#### Headings

#### Style

No styles configured

#### Source editing

#### List

#### Alignment

#### Styles

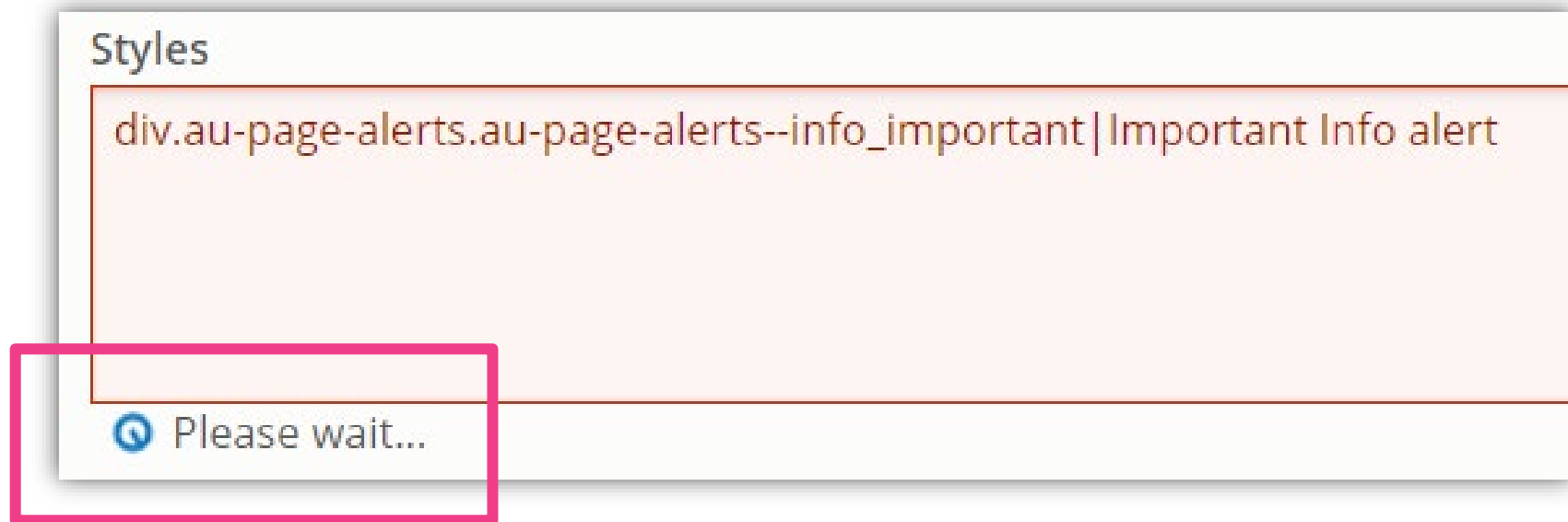
✖ Enable at least one style, otherwise disable the Style plugin.

A list of classes that will be provided in the "Style" dropdown. Enter one class per line. Example: h1.title | Title. Advanced example: h1.fancy.title | Fancy title.

These styles should be available in your theme's CSS file.

# Drupal Core & CK Editor 5 Preview

## *Quirks*



# Drupal Core & CK Editor 5 Preview

## *Quirks: False Positive / True Negative*



The *Seven* theme has ckeditor\_stylesheets configured without a corresponding ckeditor5-stylesheets configuration. See the [change record](#) for details.



The *GovCMS Theme* and *Seven* theme have ckeditor\_stylesheets configured without a corresponding ckeditor5-stylesheets configuration. See the [change record](#) for details.

E.g. Seven theme is deprecated and removed – it's a warning here – but it will not be a problem in D10



CKEditor 5 is not compatible with Internet Explorer. Text fields using CKEditor 5 will fall back to plain HTML editing without CKEditor for users of Internet Explorer.

E.g. Internet Explorer was End of Life 15 June 2022



# PaaS

Are you:

- Running up to date Drupal Core and modules
  - Using supported PHP versions
  - Patching modules and any custom modules where issues arise
  - Conforming to any maintenance schedules set out by your agency's IT Security policies
  - Aligning to responsibilities in the GovCMS and agency Memorandum of Understanding.
- Are the modules you rely on
    - Drupal 10 ready?
    - Have patches?
    - Need attention?
    - Been deprecated?
  - Are you using our scaffold or running your own distro?
  - What's your timeframe?
  - Do you have resources?
  - What's your plan?

# GovCMS Community Repository



## GovCMS Extras

Open to anyone who is interested in contributing to GovCMS community!

- <https://github.com/govcms-extras>
- GovCMS Ops 10 Proof Of Concept (POC)
  - Contribute or just follow along as we build the D10 distribution
  - **NOT** production ready
- A place the community to share their open sourced themes, plug ins and/or modules
- Space for experimental projects
  - Lift – used to customise your local development project



govcms-ops-d10

Public

GovCMS D10 development - proof of concept



1

# Join us for the next Drupal ACT Meetup

Hosted by GovCMS

Department of Finance  
1 Canberra Ave Forrester

Wednesday, 29 March 2023  
5:30 PM - 8:30 PM AEDT

*Hybrid Event*



<https://www.meetup.com/drupalact/events/291976469/>

*We have  
an idea ...*



# Questions ?



# Thanks for joining us today

Email: [GovCMS@finance.gov.au](mailto:GovCMS@finance.gov.au)

Join GovCMS GovTeams community

Slack: GovCMChat

Service Desk: <https://www.govcms.support/>

Status Page: <https://status.govcms.support/>

