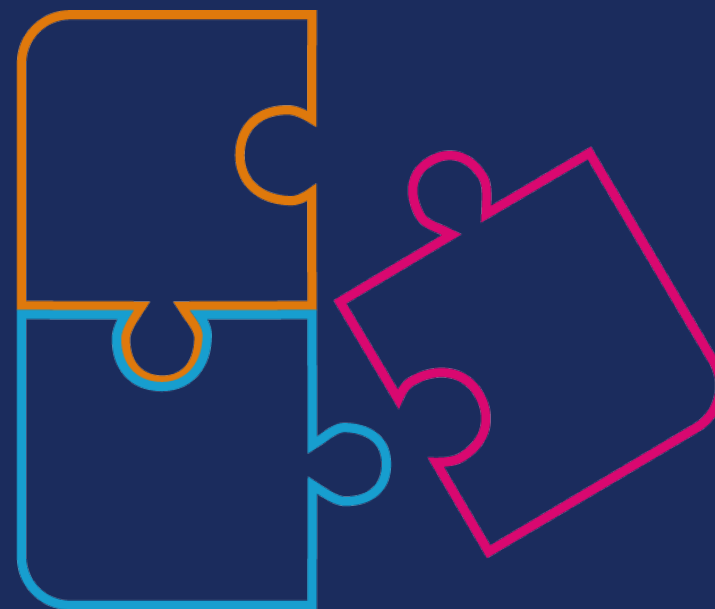




FUNdamentals

Setting a site-wide notification



Please wait and mute your mic we will start at approximately 2:05 pm (AEDT)





Welcome

What is a site-wide notification?


“Site-wide notification” is a term for content that is displayed across your website. It can be used to advise visitors of shut-down times, public holidays, new policy changes and more.

#	Presentation / Activity
1	Block site-wide notification
2	Pros and cons of using the block method
3	Content types and view site-wide notification
4	Pros and cons of using the content type and view method
5	Question time
6	Closing remarks


Use cases

Share important announcements





 **Important COVID-19 information**
Coronavirus (COVID-19) and the Attorney-General's Department: Find out how [our services are being delivered](#) and how you can access them. For the latest COVID-19 news, updates and advice from the Australian Government, visit [Australia.gov.au](#) ↗

[Attorney-General's Department](#) [About us](#) [Contact us](#) [Careers](#) [Attorney-General](#) [Assistant Minister to the Attorney-General](#) [Consultation hub](#)


 **Australian Government**
Attorney-General's Department

What are you looking for? [Search](#)


 [Listen](#) 


Advise visitors about changes

Some regulatory changes from 23 November – [see what's changed](#) for categorisation and record-keeping obligations

 **Australian Government**
Department of Health

Australian Industrial Chemicals
Introduction Scheme

[Search chemicals](#) [About us](#) [News](#) [Contact us](#)  [Login](#)

Search webpages 



Use cases



Get feedback



★ Australian Government [official website](#) ▼ govcms.gov.au

Did you attend GovCMS Week Online Take 2? Our event feedback survey is short and sweet, we'd love to know what you thought.

 Australian Government |  GovCMS

[Gallery](#) [News and events](#) [Contact us](#) [Service Desk](#)

Provide links to new or important content

  eSafety Commissioner

[I want help with](#) [SEARCH](#) [REPORT ABUSE →](#)

[Educators](#) [Parents](#) [Young people](#) [Kids](#) [Women](#) [Seniors](#) [Diverse groups](#) [Industry](#)

Tips on how to [stay safe online](#) during the COVID-19 pandemic

Blocks vs Views



Blocks

The Block module allows you to display boxes of content (blocks) on your website.

Some modules make new blocks available for placement on your website. You can also create and place your own custom blocks.

Views

The View module allows you to fetch content from the database of your site and present it in a variety of ways.

This along with the Views UI submodule allows you to access virtually any information on your website, and display it in any format.

Note: *Both methods require their relevant modules enabled, either through a Service Desk ticket, or Module Permissions.*

Blocks

Boxes of content (blocks) on your website



Pages in GovCMS hold “regions” as defined by your active theme.

You can place content into the regions of your website in the form of blocks.

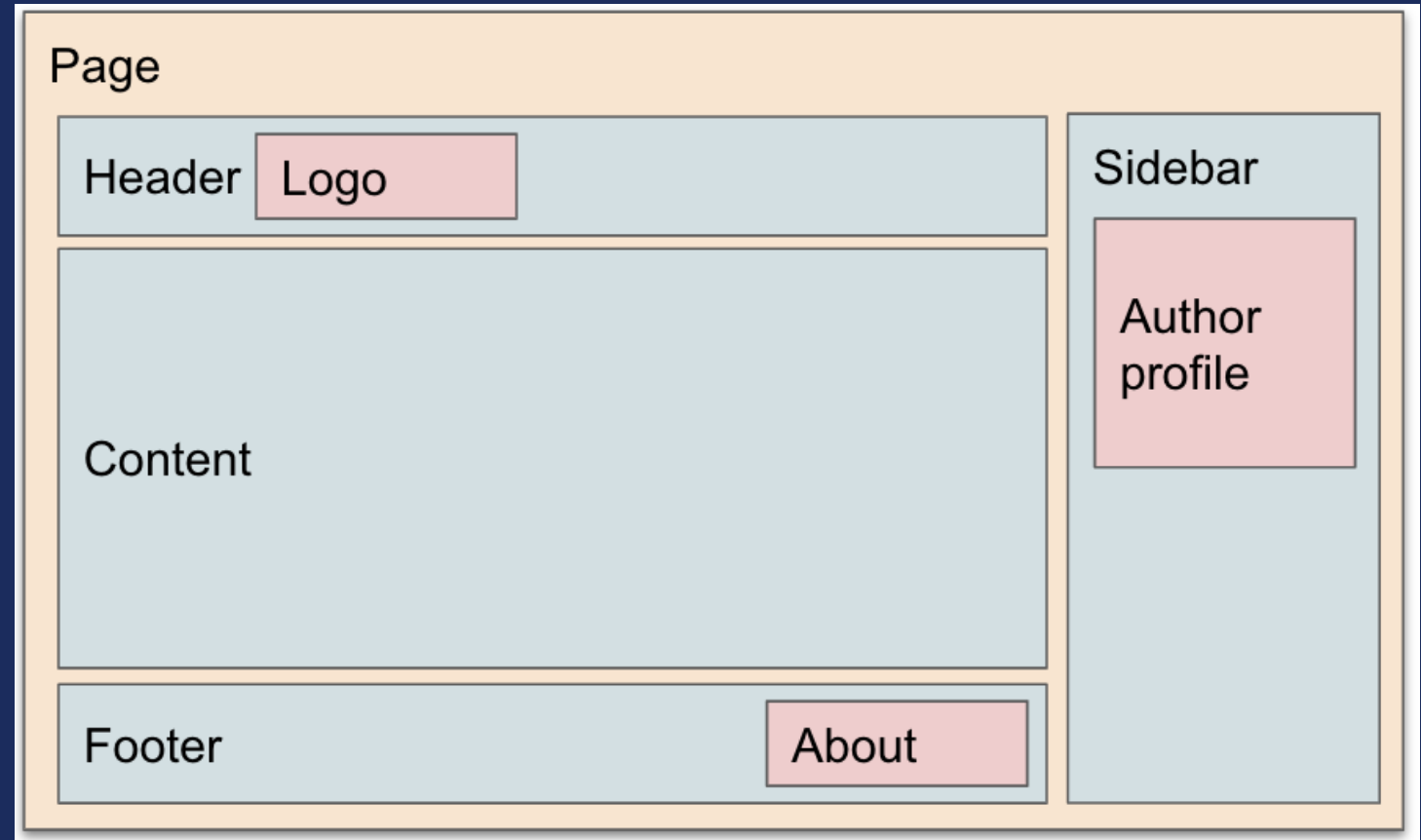
Page: www.govcms.gov.au

Region: Header

Block: Logo

Required modules:

- Block
- Custom Block





Block Method

Pros

- Fast and easy to implement

Cons

- Can only be updated by a site builder or site administrator

Note: blocks make up everything on your website. This means that if someone has access to update a **block site-wide notification**, they also have the permissions to update, move and remove other blocks such as main menus, search bars and more.

Content Type and View

A new content type and a view to display it



Content Types are pre-defined collections of fields that make up each “type of page”.

Views allow you to fetch and filter content and display it within a block.

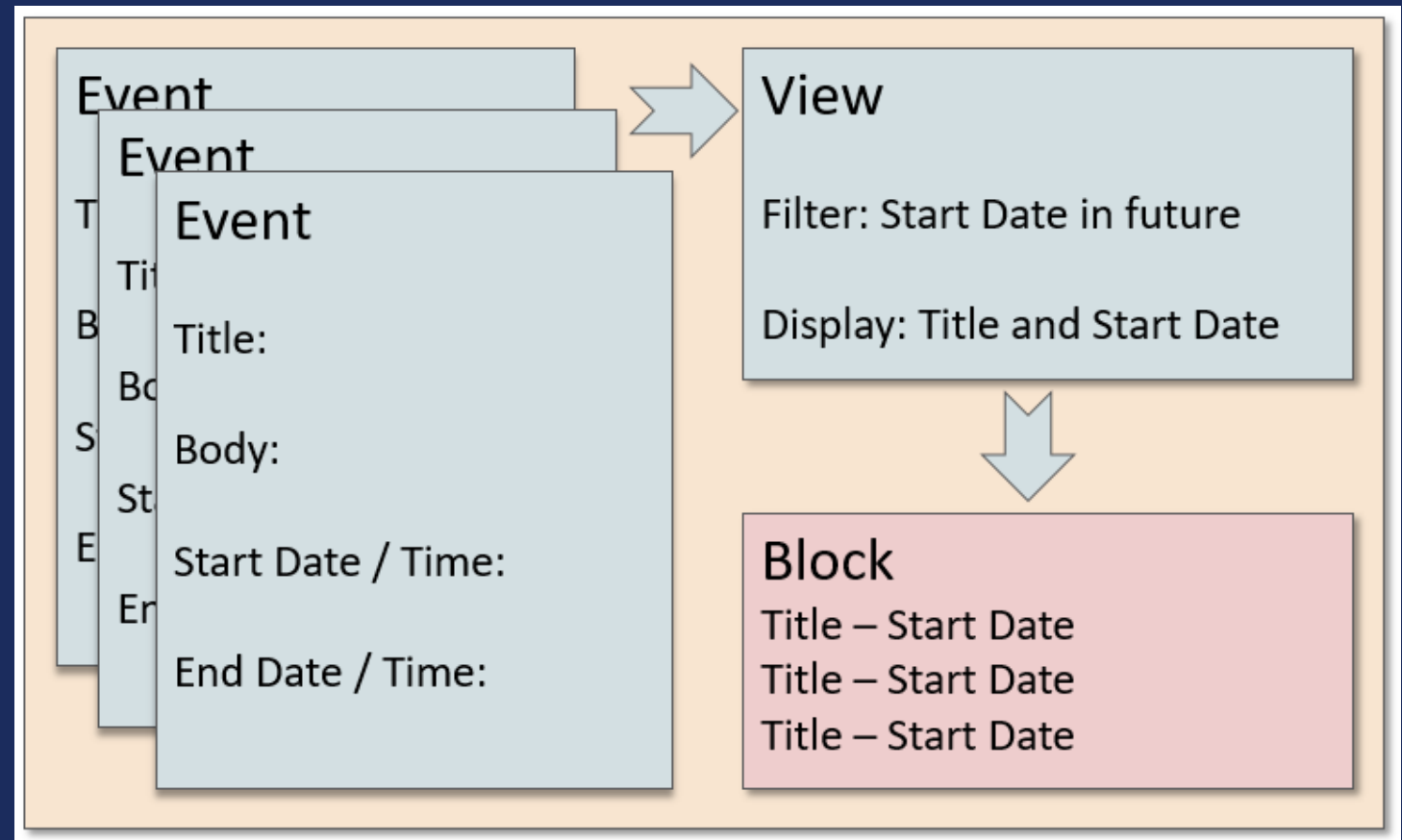
Content Type: Events

View: Filter Event content by date

Block: Shows only future events

Required modules:

- Block
- View
- View UI



Content Type and View Method



Pros

- Can be updated by anyone with permissions
- Easy to publish and update

Cons

- Takes longer to set-up

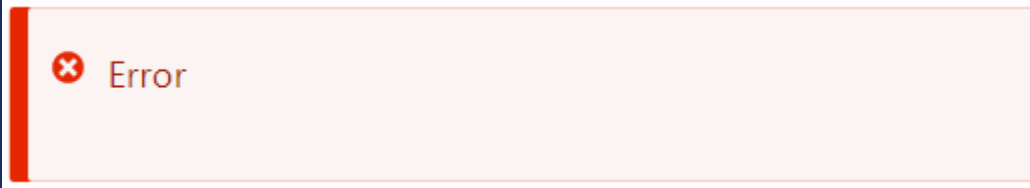
DIV classes

OOTB formatting options in the Bartik theme



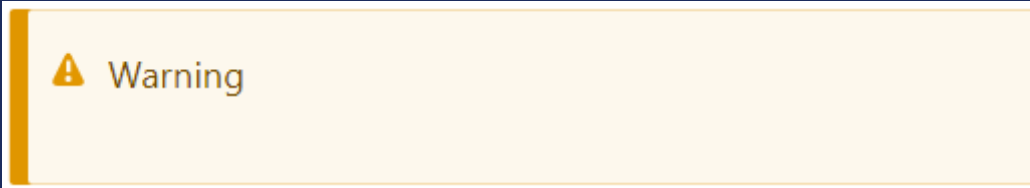
These DIV classes come out of the box (OOTB) with the GovCMS Bartik theme. If you've had development work done on your site, it's possible these are no longer active. You can talk to your dev team to find out what div classes are available on your site.

Add the div class opening on the right in [Source] before your text, then close it out `</div>`.




Error

```
<div class="messages messages--error">
```



Warning

```
<div class="messages messages--warning">
```



Status

```
<div class="messages messages--status">
```

Any questions?



Comment in chat



Raise your hand



Email govcms@finance.gov.au

Thank you

FUNdamentals 

govcms.gov.au